

Dynagage™ Sap Flow Sensors



Dynagage Summary

The Dynagage Sap Flow Sensors are the latest technology for measuring the sap flow, and thus the water consumption of plants. These energy balance sensors measure the amount of heat carried by the sap which is converted into real-time sap flow in grams or kilograms per hour. The sensors are non-intrusive and not harmful since the plants are heated up 1° C to 5° C typically. The principles of heat balance sensors are scientifically proven and references exist for most major crops and many tree species. Unlike other methods, Dynagages require no calibration since sap flux is directly determined by the energy balance and rates of heat convection by the sap flow.

The need for this new technology is great because it is an affordable and practical way to measure the water use by plants of agricultural, economic and ecological importance. Plants in greenhouses, nurseries or in natural environments can be measured with the same ease.

Dynamax introduced the first sap flow sensor prototypes in 1988 and today offers a full range of sensors from 2 mm up to 150 mm.

Microsensors

2 to 5 mm

The Dynagage Microsensors measure transpiration by small diameter crops, cereals, seedlings or floricultural species. Petiole and peduncle sap flow measurements are now possible.

Features

- Durable acrylic shell, patented hinged clam-shell design
- Flexible inner core conforms to stem shape
- Very low power 0.07 W

Stem Gages

9 to 32 mm

Features

- Direct transpiration measurement
- Strap-on sensor collar
- Non-invasive and flexible
- Constant heat-energy balance
- Real-time monitoring and recording
- 1 year warranty

Benefits

- Absolute measurement and no calibration required
- Reusable and portable
- Harmless and conforms to plant size
- Reliable and proven method
- Measures absolute mass-flow
- Helps correct decision making



Trunk gages and stem flow gages.



Microsensors (left to right) SGA5, SGA3, SGA2.



Dynamax

Dynagage™ Specifications

Trunk Gages

32 to 125 mm

Trunk gages are unique tools for the measurement of sap flow in trees. A myriad of applications are solved by knowing tree water usage. Trunk flow gages have advanced designs that combine all temperature signals into three signal outputs and a heater voltage sensing output compatible with all other Dynagage signal connections.

Trunk gages have four or eight pairs of differential temperature sensors spaced around the circumference of the trunk, as shown in the chart below. This advanced design ensures that flow rates that vary around the circumference are accurately monitored and averaged into one reading. Up to 18 radial heat flux sensing thermocouples are also spaced evenly around the circumference to ensure that radial heat is accurately monitored.

With the capability to monitor sap flow in tree branches, important canopy studies can be performed. Water conductivity and tree transpiration may be partitioned into the flow rates related to the canopy level.

Dynagage Summary

Model No.	Diameter		Ht. (mm)	Input Volts	Typical Power (w)	No TC Pairs	TCGap dx (mm)
	Min. (mm)	Max. (mm)					
Microsensors							
SGA2-WS	2.1	3.5	35	2.3	.05	1	0
SGA3-WS	2.7	4	35	2.3	.05	1	0
SGA5-WS	5	7	35	4.0	.08	2	3
Stem gages							
SGB9-WS	8	12	70	4.0	.10	2	4
SGA10-WS	9	13	70	4.0	.10	2	4
SGA13-WS	12	16	70	4.0	.15	2	4
SGB16-WS	15	19	70	4.5	.20	2	5
SGB19-WS	18	23	130	4.5	.30	2	5
SGB25-WS	24	32	110	4.5	.50	2	7
Trunk gages							
SGB35-WS	32	45	255	6.0	.90	4	10
SGB50-WS	45	65	305	6.0	1.4	8	10
SGA70-WS	65	90	410	6.0	1.6	8	13
SGA100-WS	100	125	460	8.5	4.0	8	15
SGA150-WS	150	165	900	9	13	8	20



Tree-trunk gages applied to rain forest research inside the Biosphere II dome in Oracle, Arizona. Picture by permission of Biosphere II.

Energy Balance Equations

The energy balance is:

$$P_{in} = Q_r + Q_v + Q_t \quad (W) \quad (1)$$

$$P_{in} = V^2/R(W) \text{ from Ohm's law}$$

Vertical conduction components are:

$$Q_v = Q_u + Q_d \quad (2)$$

$$Q_u = K_{ST} A dT/dx$$

$$Q_d = K_{ST} A dT/dx$$

K_{st} = stem thermal conductivity (W/m x °K)

A = stem area (m²)

dTu/dx = temperature gradient (°C/m)

dx = thermocouple junction spacing (m)

$$Q_r = K_{sh} \times CH \quad (3)$$

K_{sh} = sheath conductance (W/mV)

K_{sh} is determined by solving equation (1) during zero-flow, $Q_t = 0$:

$$K_{sh} = (P_{in} - Q_v) / CH \quad (W/mV) \quad (4)$$

CH = radial-heat thermopile voltage (mV)

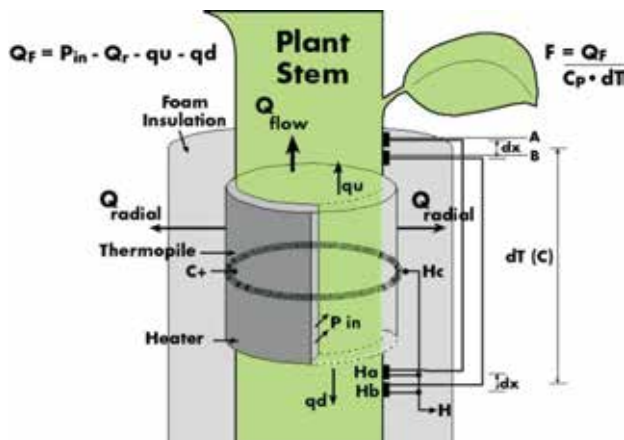
Finally:

$$F = (P_{in} - Q_v - Q_r) / Cp \times dT \quad (g/s) \quad (5)$$

Cp = specific heat of water (J/g x °C)

dT = temperature increase of sap (°C)

$dT = (AH - BH) / 2$ (°C)

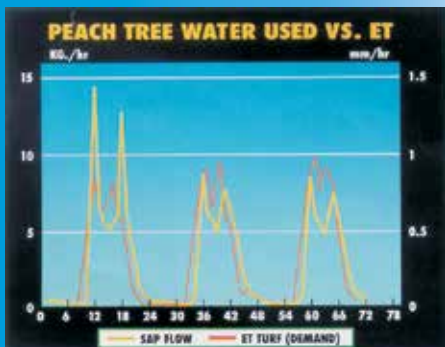


Dynamax

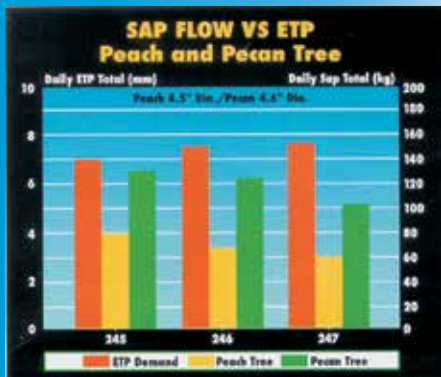
Dynagage™ Applications



SGA5 microsensor, with weather shield, monitors okra plant transpiration.



Comparing peach tree hourly transpiration to evapotranspiration demand computed from Penman-Van Bavel modeling software and Dynamet Weather Station.



Peach and pecan tree accumulated daily water consumption declines 25 and 20% under limited water availability as ETP demand increases.

Dynagage Applications

Agricultural Engineer
 Agricultural Consultant
 Botanist
 Citrus Grower
 Crop Science
 Crop Physiology
 Entomology
 Extension Service
 Farm Industry
 Fertilizer Evaluation
 Genetic Engineering
 Global Climate Change
 Greenhouse Control
 Forestry Planning
 Horticulture

Hydrology
 Irrigation Systems
 Orchard Monitor
 Ornamentals
 Plant Physiologist
 Phytoremediation
 Pollution Studies
 Pomology
 Reforestation
 River Water Authority
 Seed Genetics
 Tree Farm
 Weed Science
 Water Conservation
 Xeriscape Plant Selection

Dynagage sensors work well with most of the worlds major crops and trees. Vines, shrubs, natural vegetation, and ornamentals can also be monitored with the Dynagage Sap Flow System.

Species Monitored by Dynagage

Crops	Tree	Other
Cucumber	Almond	Coffee
Cotton	Apple	Grape
Corn	Avocado	Kiwi
Sorghum	Bald Cypress	Ligustrum
Soybean	Douglas Fir	Mesquite
Sugarcane	Eucalyptus	Potato
Sunflower	Ficus	Rose
Sweet Potato	Kumquat	
Tomato	Mangosteen	
Wheat	Oak	
	Orange	
	Pecan	
	Pine - Xmas Tree	
	Pine - Lobolly	
	Poplar	
	Red Cedar	
	Tangerine	



Dynamax Inc

10808 Fallstone Rd #350
 Houston, TX 77099 USA
 Tel: 281-564-5100 Fax: 281-564-5200
 admin@dynamax.com
 www.dynamax.com

